

FRA19 130-mm Secretan Refractor: Restoration/Adaptation
Adapted Large Bardou Tripod to accept telescope
(both same period, c. 1890-1910)

Issue:

Purchased for me by Mr. Ugo Padovan, Divignano, Italy, from a dealer in Nizza (Provance), France. I decide to take a chance and see if I could find a same period French tripod and mount to match up with this large, beautiful Secretan refracting telescope.


Solution:

- 1) Found a heavy robust French tripod (used for both Secretan and Bardou telescopes) in northern California with slow-motion control, but no adjuster rods.
- 2) Designed and fabricated new mounting plate using the existing tripod mounting plate for design., but adapting to the larger span required for mating to the telescope mounting bolts.
- 3) Dr. Henry Paul's Bardou Telescope FRA2 was used for the design of two slow-motion mahogany adjuster rods.
- 4) Flat brass stock was fitted into old unused recessed track for the vertical rack for raising and lowering the telescope.




Hanging in chains on a dealer's wall in Pizza, France
(Photo credit: Ugo Padovan, Divignano, Italy)

FRA19 Restoration/Adaptation



View of old mounting plate (above) and side view of new longer brass mounting plate attached to tripod head



Top: old plate
Bottom: new plate mounted on old tripod

FRA19 Restoration/Adaptation




1/4-inch thick brass strip inlaid in old rack track with brass keeper pin and heavy brass disk for supporting the 90 lb. OTA; This arrangement provides the height adjustment for the 135-mm SECRETAN refracting telescope




New custom replacement brass and mahogany slow motion control rods - after staining/finishing.

FRA19 Restoration/Adaptation



As received before restoration



Mounted the new control rods on the inside of the lid to the mahogany storage case. Relocated the half of the OTA with the finder to the front of the case (its original location) and moved the ten-lens set of eyepieces to the left and added a keeper plate to hold them in place. (shown lying vertically in the case lid at the far left)

FRA19 Restoration/Adaptation



In Bondage in southern France !
(Photo credit: Ugo Padovan, Divignano, Italy)



Free and Revealed!
Another important telescope returned to near origin splendor and functionality
with almost no change in originality to either the telescope or tripod.
[A beautiful and functional marriage between same period "spouses"!]